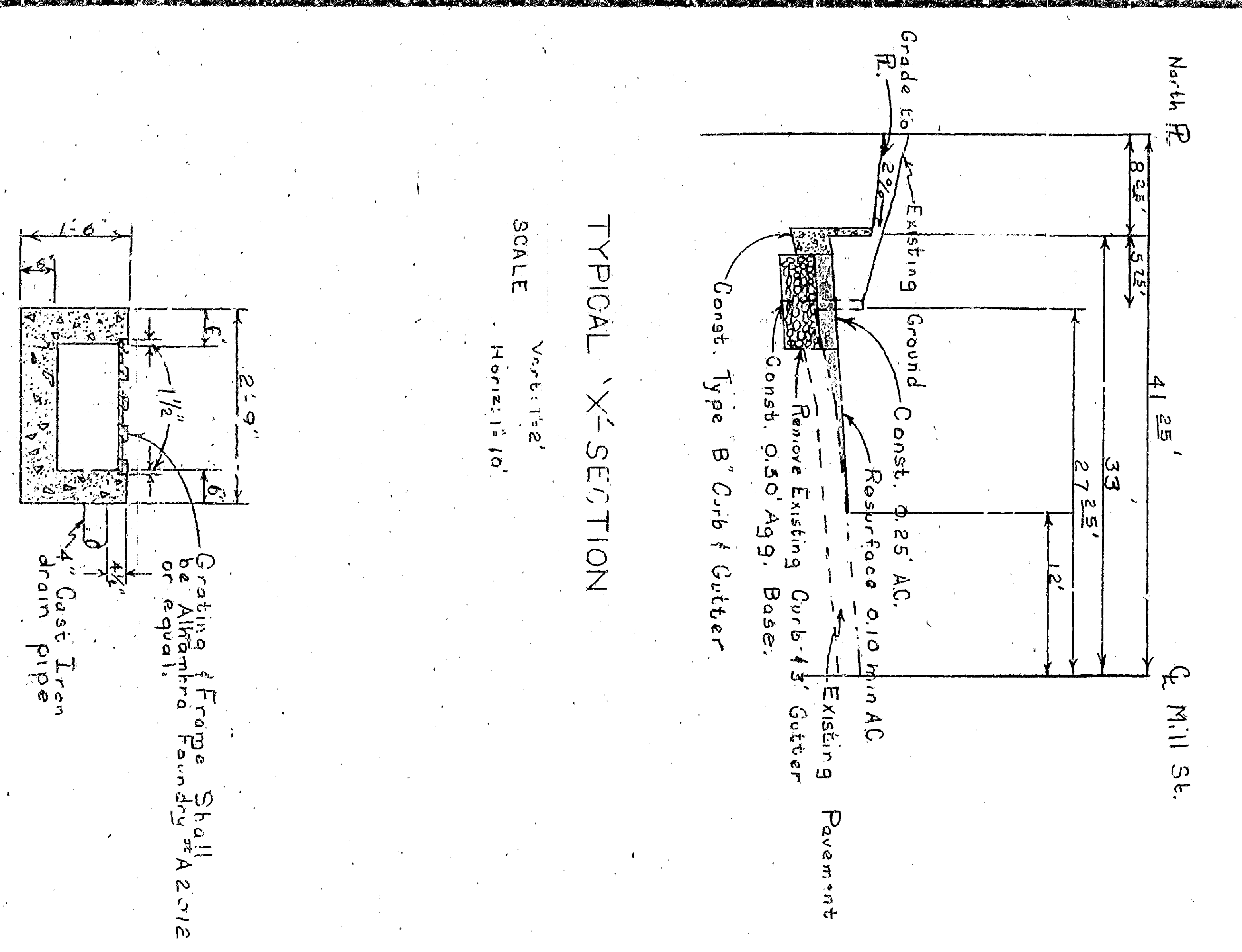

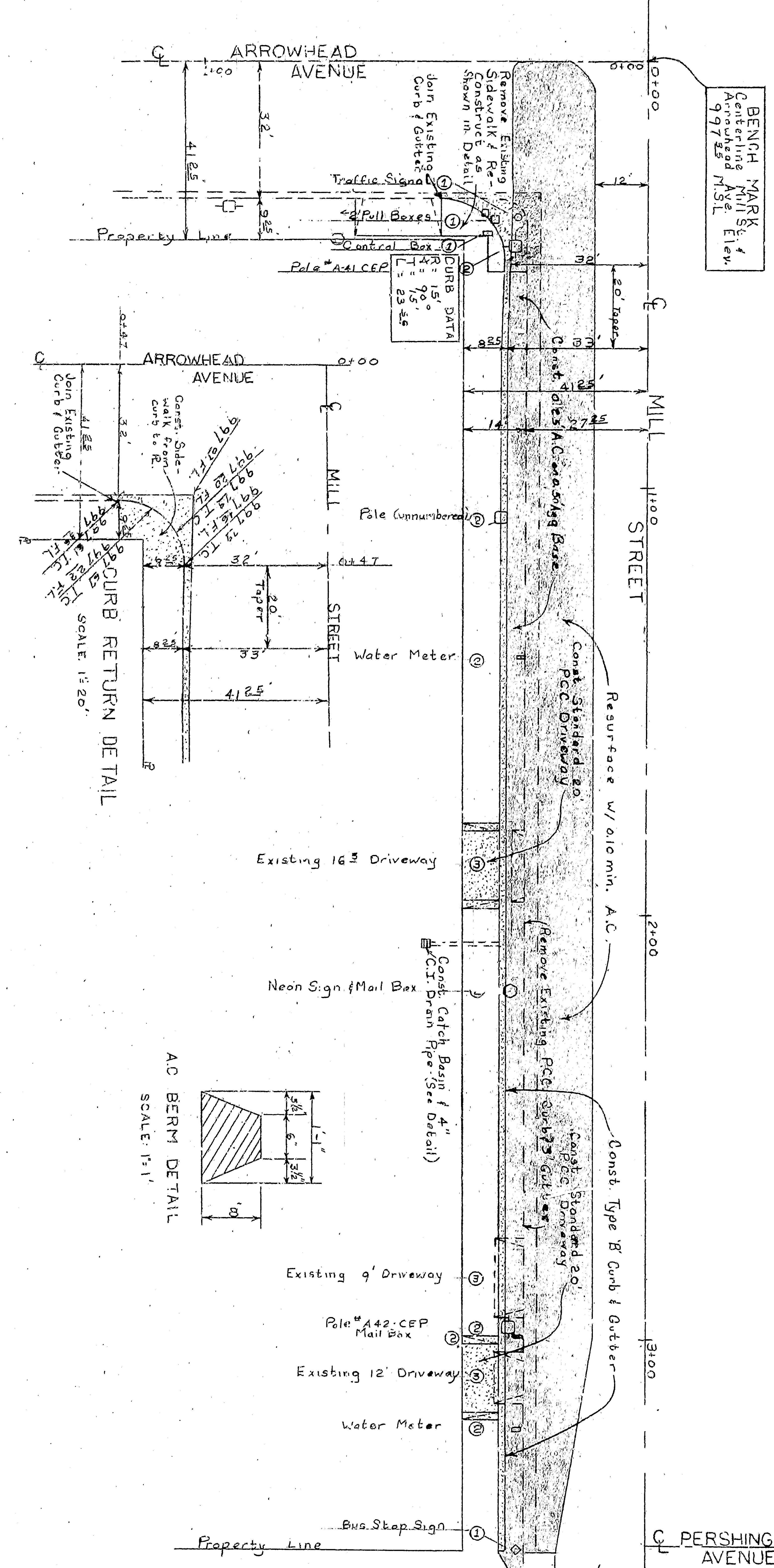


PROFILE
SCALE: VERT. 1"=2'
HORIZ. 1"=20'



TYPICAL X-C SECTION
SCALE: VERT. 1"=2'
HORIZ. 1"=20'

CATCH BASIN DETAIL
SCALE: 1/2"=1'-0"



AC BERM DETAIL
SCALE: 1/2"=1'-0"

PLAN
SCALE: 1"=20'

- GENERAL NOTES
- All work embodied on this plan shall be done in conformity with applicable provisions of Standard Specifications for the City of San Bernardino, No. 200-10.
 - Recess curb for driveway, where necessary. First installation of water and sewer standards in the field.
 - Disturbances (markings on plan) as directed by the Engineer.
 - Remove and replace signs shall be class-conformable to the City of San Bernardino, No. 200-10.
 - To be removed under this contract.

APPROVED	1964	CITY OF SAN BERNARDINO DEPARTMENT OF ENGINEERING IMPROVEMENT PLAN SOUTHEAST CORNER MILL STREET & ARROWHEAD AVENUE
REGISTERED CIVIL ENGINEER NO. 13,458		
DRAWING NO. 1	3227	
CHECKED BY		
SHEET 1 OF 1		